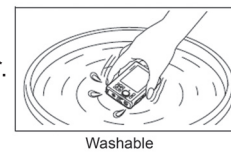
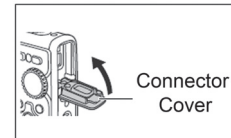
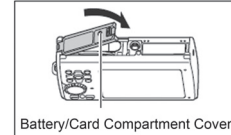


# OLYMPUS®

## Quick Tips for Water Activities

1. Before use – ensure no foreign objects (i.e. hair or sand) or water drops inside the battery/card compartment.
  2. Power on the camera before entering into water. Ensure battery/card compartment cover is fully closed.
  3. After use – rinse and soak under water for 10 minutes at least before power off.
- ✓ If sand is found on the camera, please rinse under water before power off immediately, especially the lens cover.
  - ✗ NEVER open the battery/card compartment cover when the camera is still wet.

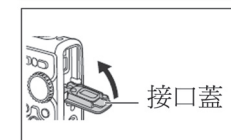
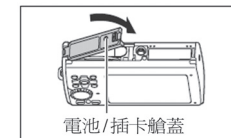


Remarks: Please find the enclosed "Maintaining Water Resistance" for details.

# OLYMPUS®

## 水上活動之注意事項

1. 使用前— 確保電池/插卡艙蓋或接口蓋內無異物 (如頭髮或沙粒) 或水滴。
  2. 下水前— 請先開啟相機電源，確保電池/插卡艙蓋已完全關閉。
  3. 使用後— 保持照相機電源開啟並以清水沖洗，浸入清水中約10分鐘以清除灰塵、沙粒、鹽或其他殘渣。
- ✓ 如機身有沙粒時，請保持電源開啟並立即以清水沖洗，特別是鏡頭位置。
  - ✗ 當機身未乾透時，切勿打開電池/插卡艙蓋或接口蓋。



注意: 詳情請參閱盒內“防水功能的維護”